


Turn for Troops July 13th

Turn for Troops on July 13th The July meeting is our sixth annual Turn for Troops event. This is a great opportunity for club members to come in and turn pens that will be donated to US troops serving out of the country. If you have never turned a pen before, it is a great time to learn as there will be many experienced members who are willing to give you a one on one lesson. This year we have a goal of 140 pens and look forward to seeing everyone participating in this community service event for those who are called to serve our country.

Safety Reminder: Participants must wear closed toed shoes and safety glasses or a face shield when in lathe area and sharpening areas. Last year it was very warm and a few members wore sandals and Jim voiced his concerns about this. The goal is for all of our members to be safety compliant.





BAY AREA WOODTURNERS ASSOCIATION

A CALIFORNIA NONPROFIT CORPORATION
LOCAL CHAPTER AAW

Club Meetings

Meetings are the 2nd Saturday of each month unless otherwise noted.

8:30 doors open for setup, use store and library, swap ideas, view displays

9:00—12:30 meeting and demo

Meetings will be held at the PHEC Woodturning Center, 1 Santa Barbara Road, Pleasant Hill, CA.

See bayareawoodturners.org/ for directions and club information.

BAWA Officers Meeting -

Officer meetings are open to all members. Contact Kim Wolfe at: president@bayareawoodturners.org if you would like to be on the agenda.

2019 Event Schedule

July 13th	Turn for the Troops 8:30-12:30
July 11-14	AAW 2019 Symposium Raleigh, North Carolina
Aug 4th	BAWA Picnic 11:00-2:00 Date Change to 1st Sunday of Month
Sept 7th	Graeme Priddle & Mellissa Engler Turned & Carved Bowls 8:30-4:00 Date Change to 1st Sunday of Month
Oct 12th	David Ellsworth Bowls & Hollow Forms 8:30-4:00
Nov 9th	Hugh Buttrum Christmas Ornaments 8:30-12:30

The Bay Area Woodturners Association is a local chapter of the American Association of Woodturners. Our purpose is to provide a meeting place for local turners to share ideas and techniques and to educate the general public regarding the art of turning. The Association usually meets the second Saturday of each month. The Association periodically sponsors exhibitions and demonstrations by local and internationally known turners.

President
Kim Wolfe
president@bayareawoodturners.org

Vice President
Dave Bentley
vp@bayareawoodturners.org

Secretary
Peter Wolff
secretary@bayareawoodturners.org

Treasurer
Claudia Foster
treasurer@bayareawoodturners.org

Member at Large
Anna Duncan
memberatlarge@bayareawoodturners.org

President Emeritus
John Cobb
cobbemail@gmail.com

Pleasant Hill Adult Education (PHAE) Liaison
Jim Rodgers
JRodgers236@comcast.net

Librarian
Cindy Navarro
librarian@bayareawoodturners.org

Membership
Hugh Bevin-Thomas & Karen Rice
membership@bayareawoodturners.org

Store Manager
Richard Kalish & Michele Freeze
storemanager@bayareawoodturners.org

Webmaster
Jeff Tanner & Greg Ketel
webmaster@bayareawoodturners.org

Newsletter Editor
Louie Silva
newslettereditor@bayareawoodturners.org

Video Coordinator
Dave Bentley, Larry Batti & Ed Steffenger
videocoordinator@bayareawoodturners.org

Woodmeister
Steve Griswold
woodmeister@bayareawoodturners.org

Educational Coordinator
Jan Blumer
educationalcoordinator@bayareawoodturners.org

Pro Demonstrator Liaison
John Cobb
Cobbemail@gmail.com

Staff Photographer
Rick Dietrich

Social Coordinator
TBA

Summer Picnic & Tool Swap

Join us on Sunday August 4, 2019 for our annual picnic and barbecue. We will gather at Pleasant Hill Community Park, 147 Gregory Ln, Pleasant Hill, Picnic Area #2 from 11:00 am to 2:00 pm.

The Club will provide burgers, brats and buns along with all necessary serving utensils, plates, cups and condiments.

The event is potluck: we are breaking up what to bring alphabetically by last name:

A- G: Cold drinks (Soda, Iced Tea, etc.)

H- P: Sides (Baked beans, Salads, Deviled Eggs, etc.)

Q - Z: Desserts

Don't forget to turn a flying disc, e.g. Frisbee and join in the competition! We will have an event to see who can toss their Frisbee the farthest and a second event to see who can land their Frisbee closes to the target. Prizes will be awarded at the event.

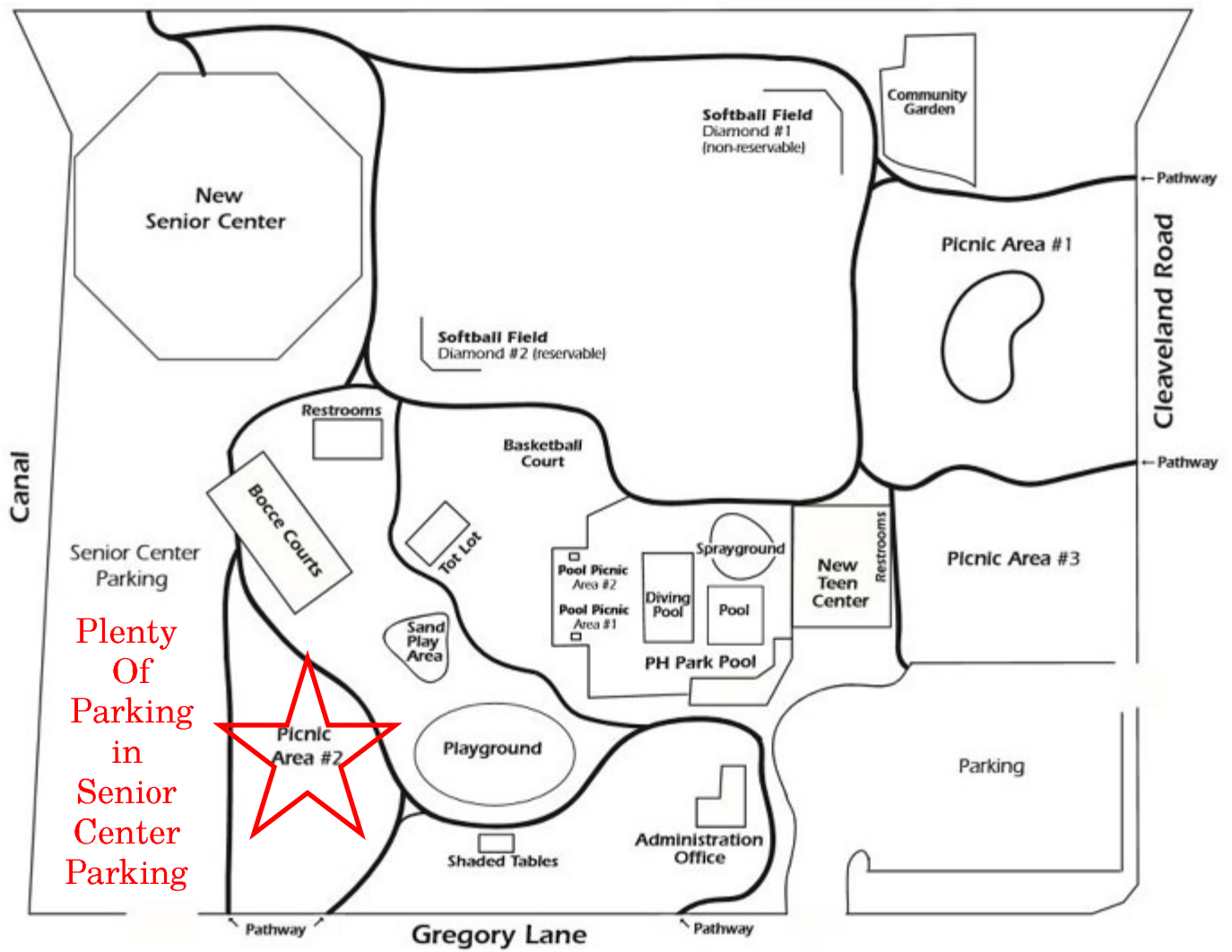
The rules are few and simple:

- Your flying discs must be lathe turned wood and consist of a solid disc with a recurved rim, similar to the original Frisbee flying disc
- Your flying disc must be solid, no holes in the middle and no rings similar to the Aerobie are permitted
- You get one toss per event and can enter up to three discs in each event

Get turning and see you all in August!

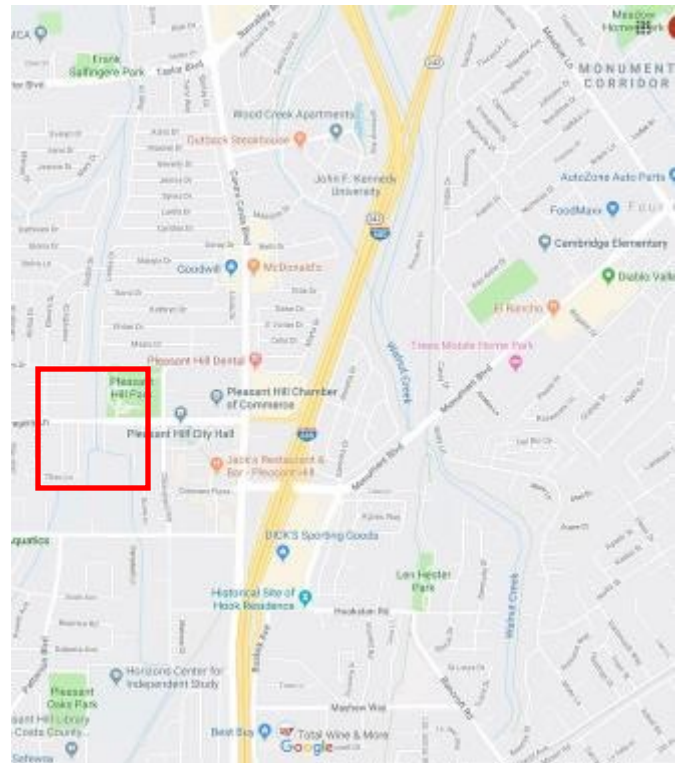


Map on following page



Plenty
Of
Parking
in
Senior
Center
Parking

BAWA
Summer Picnic & Tool Swap
Sunday, August 4th
Pleasant Hill Community Park
147 Gregory Ln, Pleasant Hill
Picnic Area #2



President's Chatter

July 2019



A little patriotism . . .

It is July and in my neck of the woods flags are flying and buntings decorate every conceivable free standing object. I love July!

I have no military background. I just grew up surrounded by veterans that served in WWII and the women that supported them. Their patriotism was infectious. So this month, as the club gives back to the men and women currently serving this country at our Turn for Troops event on July 13, I will be there turning a few less than perfect pens. Please join us! If you are new to pen turning there will be plenty of experts on hand. If you are an expert, once again your skills are needed to meet our goal. Bring your enthusiasm and closed toe shoes!

A small but mighty BAWA contingent will be at the American Association of Woodturners 33rd Annual International Symposium Raleigh, North Carolina. If you have never been to an AAW symposium add it to your bucket list. You'll find experts from around the globe sharing techniques, legendary turners, an enormous trade show, an Instant Gallery and themed exhibitions, all celebrating the art and craft of turning.

Thank you to Jeff Tanner who has worked tirelessly to drill and glue all of the pen blanks in preparation for our Turn-for-Troops event and bringing a little patriotism to our July meeting.

See you Saturday,
Kim Wolfe

Looking for Artists & Crafts Persons

The Fremont Olive Hyde Art Guild is inviting artists and craftsmen as participants in the 37th annual Holiday Show and Sale to be held the first weekend in December, 2019. If anyone is interested in participating, please have him or her contact us by August 18th to apply for screening, which is held the second Saturday of September. For more information concerning the event, please check out our website: www.OliveHydeArtGuild.org/ holiday show. Details will be given as to categories to enter, date of screening and event, available application forms, plus further details.

Thank you for your help,
Roberta Moody
artistcontact@OliveHydeArtGuild.org



Graeme Priddle & Melissa Engler
Turned and Carved Bowls
September 7, 2019
8:30 AM - 4:00 PM



Graeme Priddle and Melissa Engler will join us on September 7, 2019 to present Turned and Carved Wood Bowls.

Graeme Priddle has over 20 years experience in the woodworking field, best known for his sculptural turnings/carvings reflecting his life and environments in Northland, New Zealand. He has won numerous awards for his work, which has been exhibited widely in New Zealand, UK, Japan, Taiwan, France, Germany, U.S.A and Canada.

He is very active in the wood turning world and commits his time and talent to many creative endeavors. He has served on the committee of the New Zealand National Association of Woodturners for five years as well as being instrumental in establishing the New Zealand 'CollaboratioNZ' Conferences in 1998.

Graeme has demonstrated and taught for numerous woodworking and woodturning groups and at many woodworking events throughout the world.

Graeme was born in Lower Hutt, New Zealand in 1960. He moved to Northland in 1986 while working for Telecom as a radio technician. He took voluntary severance in 1989 after twelve years service and started woodturning in 1990.

Melissa Engler is a woodworker/sculptor based in Asheville, NC. She holds a Bachelor of Arts in sculpture from the University of North Carolina at Asheville and is a graduate of the Haywood Community College Professional Crafts Program in furniture. Melissa's work has been featured in Carolina Home + Garden, WNC Magazine, Woodwork Magazine and American Craft and is held in private collections across the US. She teaches nationally and internationally with her partner and fellow wood-sculptor Graeme Priddle.

Graeme and Melissa currently work at Grovewood Studios in Asheville and are represented by Grovewood Gallery (NC), Penland Gallery (NC), Green Hill Center for Art (NC), and The Gallery at Flat Rock (NC)

Last summer Graeme received his Green Card after his 3-year work visa ran out and is now a permanent US resident.

For more information on Graeme please check out his website <http://graemepriiddle.com> and Melissa's website, www.melissaengler.com/about for more information on their art.

This will be an exciting presentation, hope to see you there.



Harvey Klein Presents Miniatures

June 8, 2019



Harvey did a wonderful job presenting how he turns miniature items at his Saturday presentation on June 8, 2019. He showed us his skill at turning a pen blank into several goblets and brought an array of beautiful tiny items that any collector would love to own.

The video of Harvey is almost complete, with the addition of the photos that were taken that Saturday, it will be ready to go and be published in a few days. If you missed the presentation, the video will show what you missed.

The master turner made a tiny goblet, a cup and several other tiny pieces. He also brought along the tools he uses to make small items such as Christmas ornaments, cups, vases, bowls, almost anything you could make full size. Many of his tools were made to address tiny items, make small decorative designs and remove wood from the inside of his very small hollow forms. It's amazing what a person can make.

He commented on his storage of finished goods and the amount of storage needed when they get put away. A shoebox or small plastic container holds many of his special pieces.

For those of you who were there, the video will be a good reminder of what you can create with a small amount of wood. Instead of giant curls of wood coming off a large wooden bowl and piling up on the floor when you are done turning, you have a small five minute cleanup time when you have completed your miniatures.

Happy turning, hope you all walked away with some good items for Christmas and birthday presents.



Harvey's armamentarium



Pen blank chucked up



Shaping hollow form



Blowing out chips



Tiny thickness gauge



Parting off hollow form



Shaping goblet



Sanding goblet



Shaping finial with bedan



Completed HF and goblet



Harvey's tiny turnings

June Show & Tell



Cindy Navarro-
Bowls



David Fleisig-
Square Platters



Leland Freyseth-
Heavy Bowl



Bob Horn-
Bowl



Martin Osborne-
Banksia Spheres



Joel Albert-
Large Platter

Continued on following page

June Show & Tell (cont.)



Peter Takatani-
Goblet and HF



Jay Hollandj-
Carved Box



John Langen-
Bowl



Bob Bean-
Utensils



Michael Hackett-
Green-turned Bowls



Harry Levin-
Urns and Platters

Continued on following page

June Show & Tell (cont.)



Carl Gentry-
Floor Saw



Jim Rodgers-
Therming Jig

Rockler Helps BAWA Members

BAWA members receive a 10% discount when purchasing directly at the Concord Rockler Store at:

<http://www.rockler.com/retail/stores/ca/concord-store>.

Mention your BAWA membership when checking out, to receive your discount. Rockler also donates part of the proceeds back to the club which help support our Holiday Party raffle.



Old wood lathe



BAWA Classified Ads



We want members and others with items to sell or trade, services to render or if you're just looking to find a specific item from fellow BAWA members. Please send ads to Louie Silva at: newslettereditor@bayareawoodturners.org

You can't beat the price...FREE!!

Part II of Sorting Out the Maples, By Tony Wolcott (continued from last month)

With maples we make a distinction between Hard and Soft maples. Hard maples are only two in North America: sugar maple (*Acer saccharum*) and black maple (*Acer nigra*). The existence of the black maple is very suspect. It just may be a sub-species or variety of sugar maple, or more likely is synonymous with the sugar maple. Hard maples are significantly tougher than soft maples. They are harder and have a higher specific gravity. (Porter, *Wood Identification and Use*) Soft maples are far more numerous and include the following:

Acer saccharinum silver maple, swamp maple, water maple (see photo above)

Acer rubrum red maple, Carolina or Drummond red maple, scarlet maple

Acer macrophyllum bigleaf maple, broadleaf or bug-leaf maple, white maple

Acer negundo box elder, Manitoba maple, ashleaf maple

Acer palmatum Japanese maple (see photo above)

Acer pseudoplatanus European sycamore, great maple, sycamore plane

California has four native maples (Stuart and Sawyer, *Trees and Shrubs of California*). Bigleaf maple and box elder are important wood product trees. The other two natives have their beauty, especially fall color in the mountains—Douglas maple (*A. glabrum*), vine maple (*A. circinatum*), but closer to shrubs than trees. You can imagine the distinguishing characteristic of a big leaf maple. We often used them for dinner plates.

Arrangement of samara fruits are unique to each maple, as are the leaves. The box elder or *Acer negundo* has a non-maple name and a highly variable leaf. The leaf can be singular with no lobes, or tri-foliolate with three lobes, or trifoliolate with three separate simple leaves, almost a compound leaf. Rather than confuse you further, below are photos that tell the story (from Google Images).



Bigleaf maple, has opposite leaf arrangement and samaras.



Big Leaf maple (*Acer macrophyllum* 'Crimson King') Samaras in a single descending arrangement.

Continued on following page



Your various box elder leaves. Look for samaras as well.



Note the three separate leaf arrangement, very common especially in varieties at the nursery. The samaras typically hang down one on top of another.

The only hard maple to look at is the sugar maple (*Acer saccharum*). Sugar and black maple are often sold as rock maple. The sugar maple has many fine attributes, starting with its beauty in the fall. It is a tall straight tree. The wood is remarkable for its density, and straight grain. However, it can sometimes have fancy figure: wavy grain, fiddleback, leaf and blistered. It also has burl wood. The typical dry weight is 45lb/ft³ and specific gravity is .72 (water is 100). In comparison the sugar's impoverished cousin, the silver maple, has a dry weight of 34 lb/ft³ and specific gravity of .55. Let's compare the moisture content of the hard maple to the soft maple: sugar maple has a green wood moisture content in the heartwood of 65% and in the sapwood of 72%. Silver maple has a heartwood moisture content of 58% and sapwood moisture content of 97%. The Shrinkage Values are similar with sugar maple having a slightly larger Volumetric shrinkage (radial + tangential + longitudinal). (Porter, *Wood Identification and Use*)

We have seen the distinguishing characteristics of the bigleaf and box elder maples. If you are so lucky to come across a sugar maple, what would you see? To start you would see the Canadian flag leaf. The sap from the leaf petiole would be clear (maple syrup). Leaves are about 3.5 to 6 inches wide. The samara has fatter seeds and is arranged from a single point on the branch, hanging down like a bunch of cherries.



Photo of the sugar maple (*Acer saccharum*)



Sugar maple's fall color

Continued on following page

The durability of wood is usually measured using the Janka Test. This involves pressing a steel ball into a block of wood and measuring the amount of force required for the ball to become embedded halfway. The result can either be displayed as pounds of force or as a number followed by the word “Janka.” (Vermont Wood Studios: <https://vermontwoodsstudios.com/content/maple-wood>)

<i>Acer saccharum</i>	sugar maple	1450 Janka
<i>Acer rubrum</i>	red maple	950 Janka
<i>Acer saccharinum</i>	silver maple	850 Janka
<i>Acer negundo</i>	box elder	700 Janka

The soft maple species are between 700 and 850 Janka. Individual wood can vary greatly due to knots, saw types, figure, and decay.

Part III of Sorting Out the Maples coming in July newsletter

Attention BAWA members who shop on Amazon.com

BAWA is always looking for ways to generate funds to improve our Club. BAWA recently registered with Amazon’s program to support charitable organizations, AmazonSmile. It is an easy, no cost way for our Club to benefit from your Amazon.com shopping expenditures.

AmazonSmile is a simple and automatic way for you to support your favorite charitable organization; **BAWA!** When you shop at smile.amazon.com, you’ll find the exact same products, prices, and Amazon Prime benefits as Amazon.com, with the added bonus that Amazon will donate .5% of the purchase price to BAWA.

Here’s how it works:

To shop at AmazonSmile simply go to smile.amazon.com from the web browser on your computer or mobile device. On your first visit to AmazonSmile, you need to designate BAWA to receive donations before you begin shopping. We are one of the almost one million charitable organizations registered with Amazon Smile. From then on when you enter Amazon through <https://smile.amazon.com/> every eligible purchase you make will result in a donation to BAWA.

You may want to bookmark the AmazonSmile URL to your desktop or mobile device to insure that you don’t end up at the standard Amazon portal, thus bypassing benefit to BAWA.

If you haven’t already done so, please consider registering with AmazonSmile and designating BAWA as your beneficiary. And encourage your friends and family to do likewise! We look forward to updating membership monthly on donations from this unique program.

